



aerospace
climate control
electromechanical
filtration
fluid & gas handling
hydraulics
pneumatics
process control
sealing & shielding



LIQUIfit™

Range of Fittings, Tubing and Accessories for Water and Beverages




ENGINEERING YOUR SUCCESS.



● Parker Legris Industrial Applications



Compressed air pipe systems, vacuum pipe systems for automation



Water and beverage dispensing



Pneumatic range: Air and liquid pipe systems in food process applications



Autoline: Couplers for fuel systems



Transair: Air and water networks for manufacturing



Transportation

Regulations



FDA
All materials in contact with food and drinking water are in compliance with the American Food and Drug Administration



NSF 61
In compliance with NSF/ANSI-61, the fittings and tubing shown in this catalogue are tested, certified and approved for contact with drinking water - C HOT



NSF 51
In compliance with NSF/ANSI-51, the fittings and tubing shown in this catalogue are tested, certified and approved for contact with food up to 95°C



NSF 42 - NSF 58
In compliance with NSF/ANSI- 42/58, the tubing shown in this catalogue is tested, certified and approved for contact with drinking water up to 95°C



In compliance with regulation 1935/2004, all the materials in contact with fluids are approved for contact with food and drinking water



ACS
In compliance with the document 571 dated 25/11/2002 from the Health Ministry (Ministère de la Santé) the fittings and tubing shown in this catalogue are tested, certified and approved for contact with drinking water



For inch tubing and fittings



NSF H1
The grease used in the fittings of this catalogue conforms to NSF H1 recommendations



All the products shown in this catalogue are RoHS certified



Table of Contents

Advantages of the LIQUIfit™ Range	4 - 7
Technical Features	8
Fields of Application	9
Metric Fittings Range	10 - 15
Fractional Inch Fittings Range	16 - 22
Accessories	23
Carstick® Cartridges	24 - 25
Non-Return Valves and Ball Valves	26 - 27
Tubing	28 - 29
Complementary Products	30
LIQUIfit™ Website	31

Introducing LIQUIfit™

From the Trusted Inventor of the Instant Fitting

With over 40 years of experience, Legris now presents a range of leak-free instant fittings in a bio-based compact body.

LIQUIfit™ offers:

- Optimum performance suitable for contact with water, beverages and food
- The most compact profile on the market
- 100% bio-based body and thread
- EPDM patented sealing technology
- Full flow
- No pumping effect
- No need for locking clip or tube insert
- Minimized internal retention
- Immediate sealing on threads



Specifications

Suitable fluids:		water, beverages, food, CO ₂ ...
For use with chemicals or other potentially aggressive liquids, contact the local Parker-Legris technical department (www.liquifit.net).		
Working pressure and temperature	4,6,8 mm - 5/32", 1/4", 5/16" :	16 bar from -10° to +40°C 10 bar at +65°C 4 bar at +95°C
	10 mm - 3/8" :	13 bar from -10° to +40°C 7 bar at +65°C 4 bar at +95°C
	12 mm - 1/2" :	11 bar from -10° to +40°C 7 bar at +65°C 4 bar at +95°C
Maximum circuit pressure also depends on the type of tube used.		
Maximum torque values for plastic threads BSPT / NPTF	1/8 and 1/4 :	1.5 Nm / 1.0 lbf-ft
	3/8 and 1/2 :	3.0 Nm / 2.2 lbf-ft

Advantages of the LIQUIfit™ Range

- Comprehensive Range of Products

- Parker Legris "Advanced PE" tubing

9 colours (clear, red, blue, black, green, yellow, purple, orange, white)

Inch sizes 5/32", 1/4", 5/16", 3/8", 1/2"

Metric sizes 4, 6, 8, 10, 12 mm

- 2 colours for fittings



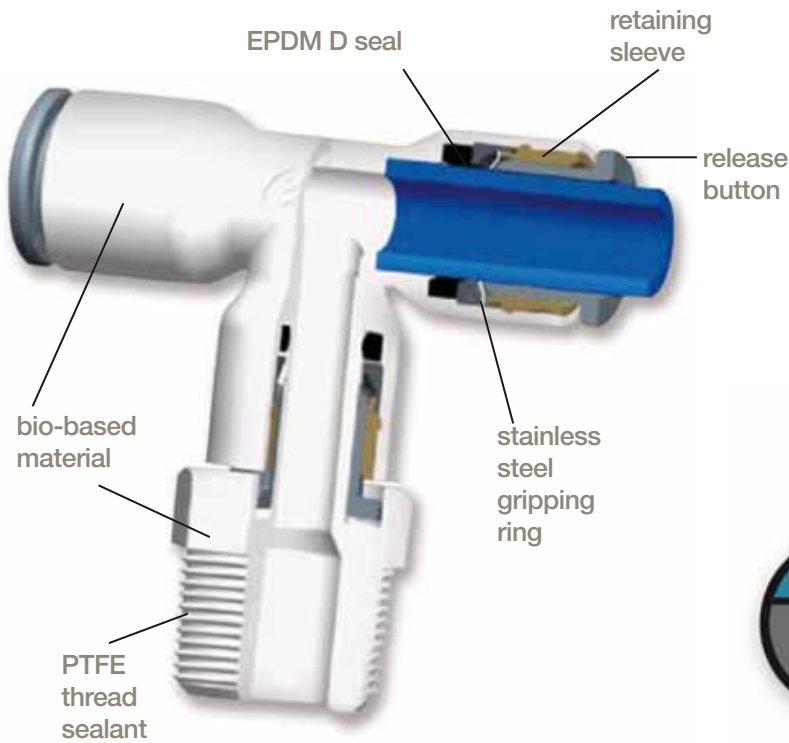
White

Grey Available upon request



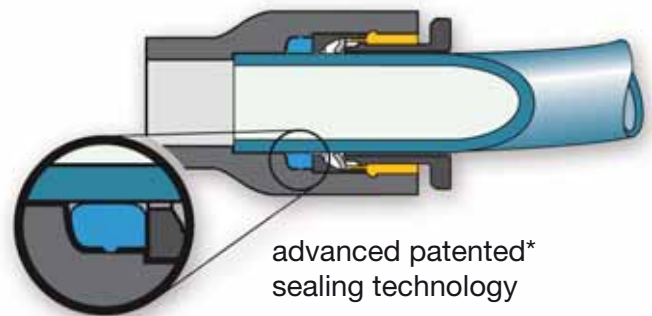
- Wide range of shapes
- For tubes 4, 6, 8, 10, 12 mm
1/4", 5/32", 5/16", 3/8" and 1/2"
- BSPT / NPTF threads 1/8" to 1/2"
- Innovative cartridge system
- Ball valves - non-return valves (NRV)

Advantages of the LIQUIfit™ Range



● Optimal Sealing

- Quality control and date coding
- Automatic sealing: the D seal within the fitting provides a positive seal on the O.D. of the tube, in both static and dynamic positions, due to an optimized design of the fitting cavity.



advanced patented* sealing technology

● High Performance Materials

- Suitable for: water, beverages, CO₂...
- High chemical resistance (chlorine, cleaning agents, UV)...
- Approved quality for contact with food : FDA, NSF 61, 51, ACS, WRAS inch
- Mechanical resistance over time



PTFE immediate seal of threads

● Renewable Bio-Based Material

- The LIQUIfit™ body is manufactured from a unique bio-based high performance polymer produced from renewable plants, to expand the use of non-fossil-based resources.
- CO₂ emissions are divided by 5 compared to classic polymer fittings.

- All LIQUIfit™ threaded fittings have pre-applied PTFE thread sealant to save time during assembly, but may be ordered without thread pre-coating.

Part numbers : 63XX = with pre-coating
 65XX = without pre-coating

LIQUIfit™ white and grey fittings comply with the following standards:

The Parker Legris production process includes individual testing and unit quality control and dating for all LIQUIfit™ instant fittings, in order to guarantee their quality and traceability.



Advantages of the LIQUIfit™ Range

● Advanced Design (Registered Design*)

-
- The most compact profile on the market
- Ergonomic and aesthetic design
- Ergonomic release button
- Easy-to-clean surfaces



● Innovative Technology

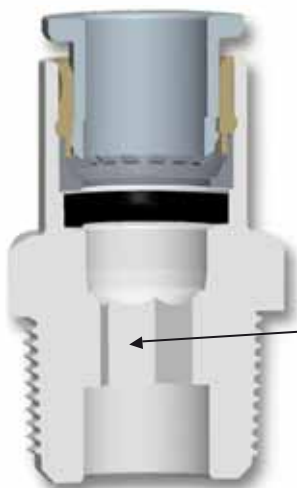
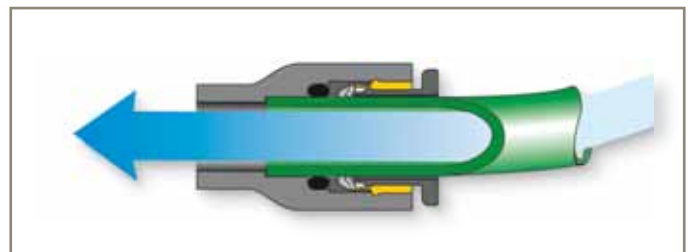
-
- Instant connection/disconnection
- The much-reduced movement of the LIQUIfit™ gripping system prevents any pumping effect
- No tube insert or locking clip required at any working temperature (with Parker Legris Advanced PE Tubing)
- Advanced gripping design patented** allows a tight bend radius without leaks
- Can be used with prepared metallic tubing (please consult Parker Legris' technical department for the groove dimensions)



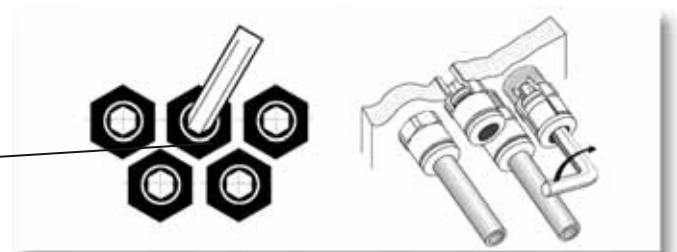
Simply push the tubing until it can go no further. Gripping and sealing are accomplished instantaneously.

First depress the manual release button, then pull the tubing out of the fitting.

Convenient compact full flow profile: as gripping and sealing within the fitting is achieved using the outside of the tube, there is no flow restriction. The smallest orifice inside the fitting is equal to or larger than the internal diameter of the tube.



Internal hex to allow easy mounting in a restricted amount of space



* International Designs right DM/027 311.

** pat. JP3585949, EP0616161 & US5487572.

Technical Features

- Pressure and temperature of the different diameters of the LIQUIfit™ range

-10° C

Metric Ø	Inch Ø	Pressure (bar)			
		Fittings	Tube	NRV	Ball Valves
4	5/32	16	16	-	-
6	1/4	16	16	-	-
8	5/16	16	16	-	-
10	3/8	13	15	-	-
12	1/2	11	11	-	-

+40° C

Metric Ø	Inch Ø	Pressure (bar)			
		Fittings	Tube	NRV	Ball Valves
4	5/32	16	16	-	-
6	1/4	16	16	10	10
8	5/16	16	16	-	-
10	3/8	13	15	10	10
12	1/2	11	11	-	10

+1° C

Metric Ø	Inch Ø	Pressure (bar)			
		Fittings	Tube	NRV	Ball Valves
4	5/32	16	16	-	-
6	1/4	16	16	10	10
8	5/16	16	16	-	-
10	3/8	13	15	10	10
12	1/2	11	11	-	10

+65° C

Metric Ø	Inch Ø	Pressure (bar)			
		Fittings	Tube	NRV	Ball Valves
4	5/32	10	10	-	-
6	1/4	10	10	4	7
8	5/16	10	10	-	-
10	3/8	7	7	4	7
12	1/2	7	7	-	7

+20° C

Metric Ø	Inch Ø	Pressure (bar)			
		Fittings	Tube	NRV	Ball Valves
4	5/32	16	16	-	-
6	1/4	16	16	10	10
8	5/16	16	16	-	-
10	3/8	13	15	10	10
12	1/2	11	11	-	10

+95° C

Metric Ø	Inch Ø	Pressure (bar)			
		Fittings	Tube	NRV	Ball Valves
4	5/32	4	4	-	-
6	1/4	4	4	-	-
8	5/16	4	4	-	-
10	3/8	4	4	-	-
12	1/2	4	4	-	-

- Maximum Torque

Maximum Torque	BSPT/NPTF Threads	
	1/8 and 1/4	3/8 and 1/2
	1.5 Nm	3.0 Nm
	1.0ft lbf-ft	2.2ft lbf-ft

- Recommendations

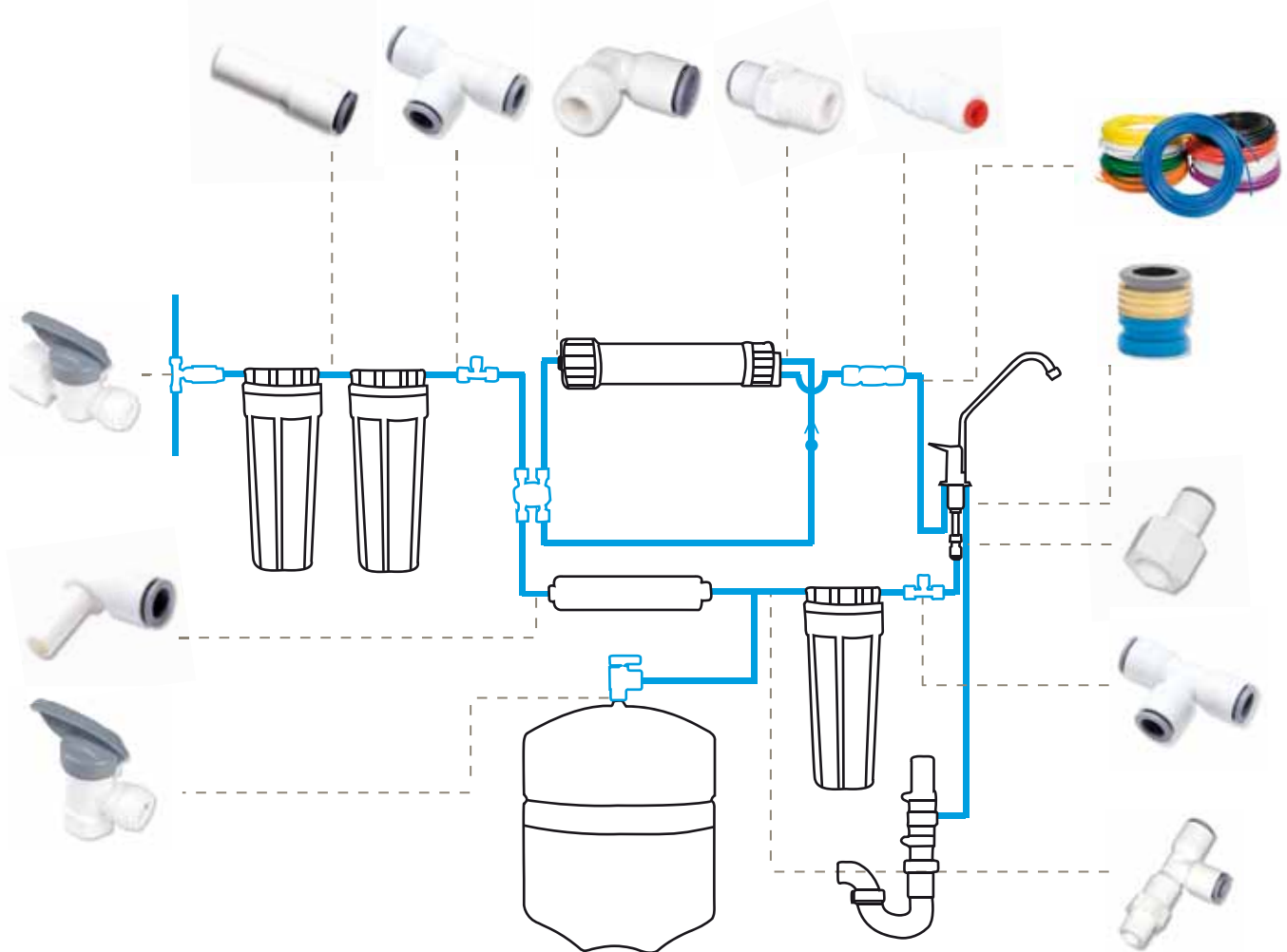
Installation of Parker Legris fittings

Connection	Instant Fittings Quick Assembly	Disconnection
<p>1 Achieve a square cut edge with a tube cutter</p>	<p>1 Make sure there is no flow</p>	<p>1 Make sure there is no flow</p>
<p>2 Simply push the tubing until it can go no further. Holding and sealing is accomplished instantaneously</p>	<p>2 Depress the manual push button, then pull the tube out</p>	<p>2 Depress the manual push button, then pull the tube out</p>
<p>3 Pull on the tubing to verify gripping action</p>		

Do's	Instant Fittings Quick List	Don'ts
<p>1 Tighten by hand. Make final adjustment with wrench at the hex</p>	<p>1 Avoid using wrench on push-to-connect end</p>	<p>1 Avoid using wrench on push-to-connect end</p>
<p>2 Achieve a square cut and clean edge</p>	<p>2 Avoid drastic angle cutting which can lead to an improper seal</p>	<p>2 Avoid drastic angle cutting which can lead to an improper seal</p>
<p>3 Use Legris tube cutter. (p/n 3000 71 00)</p>	<p>3 Avoid using a knife or a blunt tool to cut the tubing. Avoid burrs, dirt, and anything that can hinder full flow</p>	<p>3 Avoid using a knife or a blunt tool to cut the tubing. Avoid burrs, dirt, and anything that can hinder full flow</p>
<p>4 Allow adequate bend radius of tube</p>	<p>4 Avoid kinking the tubing and side load against the collet or gripping ring which can cause leaks</p>	<p>4 Avoid kinking the tubing and side load against the collet or gripping ring which can cause leaks</p>
	<p>5 Avoid contaminating substances in fittings and cartridges</p>	<p>5 Avoid contaminating substances in fittings and cartridges</p>

The LIQUIfit™ Range Provides Compact Connections in all Applications

- Suitable for a wide variety of uses in Point Of Use water purification systems

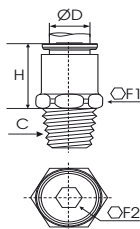


- Other typical areas of application for LIQUIfit™



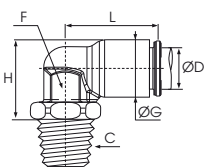


6305 Male connector - BSPT thread



ØD	C BSPT		P2 Qty	Option P3 Qty	F1 mm	F2 mm	H mm	
4	R1/8	6305 04 10WP2	10	100	11	3	18	0,003
4	R1/4	6305 04 13WP2	10	100	14	3	18	0,004
6	R1/8	6305 06 10WP2	10	100	11	4	18	0,003
6	R1/4	6305 06 13WP2	10	100	14	4	18	0,004
8	R1/8	6305 08 10WP2	10	100	17	6	20	0,004
8	R1/4	6305 08 13WP2	10	100	17	6	20	0,004
8	R3/8	6305 08 17WP2	10	100	17	6	20	0,005
10	R1/4	6305 10 13WP2	10	100	17	7	21,5	0,005
10	R3/8	6305 10 17WP2	10	100	19	7	21,5	0,007
10	R1/2	6305 10 21WP2	10	100	22	7	21,5	0,010
12	R3/8	6305 12 17WP2	5	50	19	9	24,5	0,008
12	R1/2	6305 12 21WP2	5	50	22	9	24,5	0,012

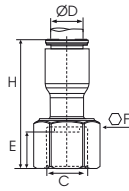
6379 Fixed elbow - BSPT thread



ØD	C BSPT		P2 Qty	Option P3 Qty	F mm	G mm	H mm	L mm	
6	R1/8	6379 06 10WP2	10	100	10	11	14	19	0,002
6	R1/4	6379 06 13WP2	10	100	10	11	14	19	0,003
6	R3/8	6379 06 17WP2	10	100	10	11	14	19	0,004

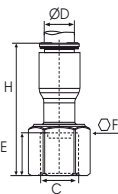
Metric Fittings Range

6315 Female connector - BSPT thread



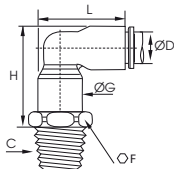
ØD	C BSPT		P2 Qty	Option P3 Qty	E mm	F mm	H mm	
6	R1/8	6315 06 10WP2	10	100	11	13	32	0,003
6	R1/4	6315 06 13WP2	10	100	14	16	33	0,004
8	R1/4	6315 08 13WP2	10	100	14	16	33,5	0,005
8	R3/8	6315 08 17WP2	10	100	14	20	36	0,006

6353 Tap connector - BSPP thread flat type



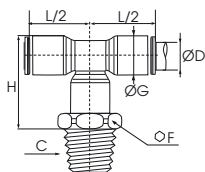
ØD	C BSPP		P2 Qty	Option P3 Qty	E mm	F mm	H mm	
6	G3/4	6353 06 27WP2	10	100	10	32	32	0,006
8	G3/4	6353 08 27WP2	10	100	10	32	40,5	0,006
10	G1/2	6353 10 21WP2	10	100	12	27	36	0,007

6309 Swivel elbow - BSPT thread



ØD	C BSPT		P2 Qty	Option P3 Qty	F mm	G mm	H mm	L mm	
6	R1/8	6309 06 10WP2	10	100	13	10,5	28	24	0,006
6	R1/4	6309 06 13WP2	10	100	14	10,5	28	24	0,007
6	R3/8	6309 06 17WP2	10	100	17	10,5	28	24	0,008
8	R1/8	6309 08 10WP2	10	100	19	13,5	34	29,5	0,010
8	R1/4	6309 08 13WP2	10	100	19	13,5	34	29,5	0,011
8	R3/8	6309 08 17WP2	10	100	19	13,5	34	29,5	0,011
10	R1/4	6309 10 13WP2	10	100	19	16	38	34,5	0,019
10	R3/8	6309 10 17WP2	10	100	19	16	38	34,5	0,020
10	R1/2	6309 10 21WP2	10	100	22	16	38	34,5	0,023
12	R3/8	6309 12 17WP2	4	40	22	19	44	40	0,022
12	R1/2	6309 12 21WP2	4	40	22	19	44	40	0,024

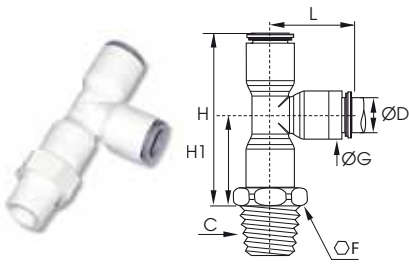
6308 Swivel branch tee - BSPT thread



ØD	C BSPT		P2 Qty	Option P3 Qty	F mm	G mm	H mm	L/2 mm	
6	R1/8	6308 06 10WP2	10	100	13	10,5	28	18	0,008
6	R1/4	6308 06 13WP2	10	100	14	10,5	28	18	0,009
6	R3/8	6308 06 17WP2	10	100	17	10,5	28	18	0,010
8	R1/8	6308 08 10WP2	10	100	19	13,5	34	23	0,012
8	R1/4	6308 08 13WP2	10	100	19	13,5	34	23	0,013
8	R3/8	6308 08 17WP2	10	100	19	13,5	34	23	0,013
10	R1/4	6308 10 13WP2	10	100	19	16	38	26,5	0,018
10	R3/8	6308 10 17WP2	10	100	19	16	38	26,5	0,019
10	R1/2	6308 10 21WP2	10	100	22	16	38	26,5	0,022
12	R3/8	6308 12 17WP2	4	40	22	19	44	31	0,024
12	R1/2	6308 12 21WP2	4	40	22	19	44	31	0,026

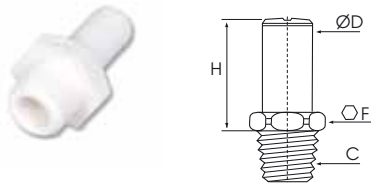
Metric Fittings Range

6303 Swivel male run tee - BSPT thread



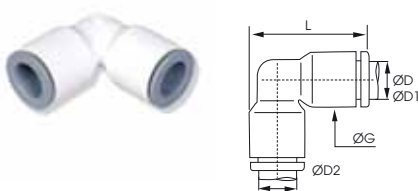
ØD	C BSPT		P2 Qty	Option P3 Qty	F mm	G mm	H mm	H1 mm	L mm	
6	R1/8	6303 06 10WP2	10	100	13	10,5	40	22	18,5	0,008
6	R1/4	6303 06 13WP2	10	100	14	10,5	40	22	18,5	0,009
6	R3/8	6303 06 17WP2	10	100	17	10,5	40	22	18,5	0,010
8	R1/8	6303 08 10WP2	10	100	19	13,5	50	27	23	0,012
8	R1/4	6303 08 13WP2	10	100	19	13,5	50	27	23	0,013
8	R3/8	6303 08 17WP2	10	100	19	13,5	50	27	23	0,013
10	R1/4	6303 10 13WP2	10	100	19	16	56,5	30	26,5	0,018
10	R3/8	6303 10 17WP2	10	100	19	16	56,5	30	26,5	0,019
10	R1/2	6303 10 21WP2	10	100	22	16	56,5	30	26,5	0,022
12	R3/8	6303 12 17WP2	4	40	22	19	65,5	34,5	31	0,024
12	R1/2	6303 12 21WP2	4	40	22	19	65,5	34,5	31	0,026

6321 Stem adapter - BSPT thread



ØD	C BSPT		P2 Qty	Option P3 Qty	F mm	H mm	
6	R1/8	6321 06 10WP2	10	100	13	19	0,002
6	R1/4	6321 06 13WP2	10	100	14	19	0,003
6	R3/8	6321 06 17WP2	10	100	17	19	0,004
8	R1/8	6321 08 10WP2	10	100	19	23	0,003
8	R1/4	6321 08 13WP2	10	100	19	23	0,004
8	R3/8	6321 08 17WP2	10	100	19	23	0,004
10	R1/4	6321 10 13WP2	10	100	19	25	0,004
10	R3/8	6321 10 17WP2	10	100	19	25	0,005
10	R1/2	6321 10 21WP2	10	100	22	25	0,008
12	R3/8	6321 12 17WP2	5	50	22	28	0,005
12	R1/2	6321 12 21WP2	5	50	22	28	0,007

6302 Union elbow



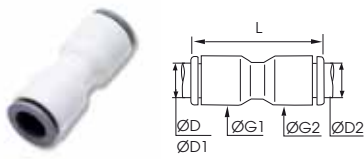
ØD		P2 Qty	Option P3 Qty	G mm	L mm		
4	6302 04 00WP2	10	100	8,5	19,5	0,002	
6	6302 06 00WP2	10	100	10,5	24	0,004	
8	6302 08 00WP2	10	100	13,5	29,5	0,007	
10	6302 10 00WP2	10	100	16	34,5	0,015	
12	6302 12 00WP2	5	50	19	40,5	0,017	
ØD1 ØD2							
4	6	6302 04 06WP2	10	100	10,5	24	0,004
6	8	6302 06 08WP2	10	100	13,5	29,5	0,007
8	10	6302 08 10WP2	10	100	16	34,5	0,015
10	12	6302 10 12WP2	5	50	19	40,5	0,017

How to build part numbers : example **6303 08 17WP2**

6303	08	17	W	P2
product range	tube o.d.	thread code	colours	packaging
63XX = with pre-coating	4	10 : 1/8 BSPT	W = White	P2 = standard packaging
65XX = without pre-coating	6	13 : 1/4 BSPT	G = Grey	P3 = bulk packaging
product type	8	17 : 3/8 BSPT		
XX05 = Male connector	10	21 : 1/2 BSPT		
XX79 = Fixed elbow	12	27 : 3/4 BSPT		

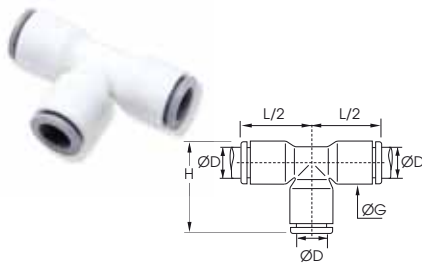
Metric Fittings Range

6306 Union connector



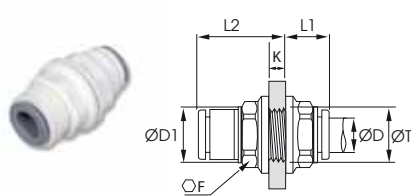
ØD			P2 Qty	Option P3 Qty	G1 mm	G2 mm	L mm	kg
4			10	100	8,5	8,5	26,5	0,002
6		6306 06 00WP2	10	100	10,5	10,5	30	0,004
8		6306 08 00WP2	10	100	13,5	13,5	37	0,007
10		6306 10 00WP2	10	100	16	16	42	0,009
12		6306 12 00WP2	5	50	19	19	50,5	0,015
ØD1		ØD2						
4	6	6306 04 06WP2	10	100	8,5	10,5	29	0,004
4	8	6306 04 08WP2	10	100	13,5	13,5	37	0,010
6	8	6306 06 08WP2	10	100	13,5	13,5	37	0,012
6	10	6306 06 10WP2	10	100	16	16	42	0,018
8	10	6306 08 10WP2	10	100	16	16	42	0,020
8	12	6306 08 12WP2	10	100	19	19	50	0,031
10	12	6306 10 12WP2	5	50	19	19	50	0,022

6304 Union tee



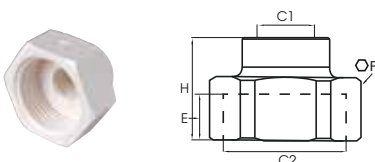
ØD			P2 Qty	Option P3 Qty	G mm	H mm	L/2 mm	kg
4			10	100	8,5	20	15,5	0,004
6		6304 06 00WP2	10	100	10,5	23	18	0,006
8		6304 08 00WP2	10	100	13,5	29	22,5	0,009
10		6304 10 00WP2	10	100	16	34,5	26,5	0,014
12		6304 12 00WP2	5	50	19	40	31	0,019

6316 Bulkhead union



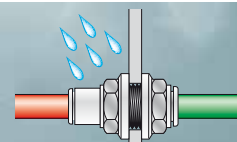
ØD	ØD1		P2 Qty	Option P3 Qty	F mm	Kmax mm	L1 mm	L2 mm	Tmin mm	kg
4	16		10	100	13	5,5	10,5	15,5	10,5	0,018
6	18	6316 06 00WP2	10	100	15	8,5	10	20	12,5	0,029
8	21,5	6316 08 00WP2	10	100	18	14,5	10,5	27	15,5	0,037
10	26	6316 10 00WP2	10	100	22	14,5	13	30	18,5	0,084
12	31	6316 12 00WP2	5	50	26	18,5	15,5	35	22,5	0,102

6355 Unequal female double union



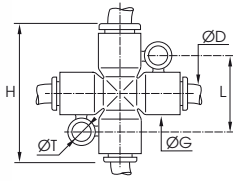
C1	C2		P2 Qty	Option P3 Qty	E mm	F Inch	H mm	kg
G1/4	G3/4		10	100	10	32	23,5	0.050

All plastic nuts are fitted with an integrated O-ring to optimize sealing to a bulkhead wall.



Metric Fittings Range

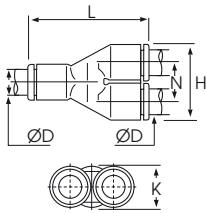
6307 Cross



ØD		P2 Qty	Option P3 Qty	G mm	H mm	L mm	T mm	
6	6307 06 00WP2	10	100	11	36	20	4,2	0,010
8	6307 08 00WP2	10	100	13,5	45	22,5	4,2	0,020

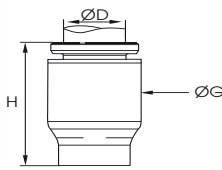
Available upon request

6340 Two-way divider



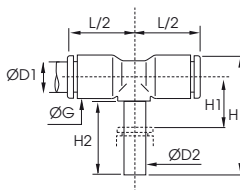
ØD		P2 Qty	Option P3 Qty	H mm	K mm	L mm	N mm	
4	6340 04 00WP2	10	100	17,5	8,5	30	9	0,004
6	6340 06 00WP2	10	100	21,5	10,5	36,5	11	0,007
8	6340 08 00WP2	10	100	28	13,5	44,5	14,5	0,013
10	6340 10 00WP2	10	100	33	16	53	17	0,020
12	6340 12 00WP2	5	50	39	19	60,5	20	0,025

6351 Tube cap



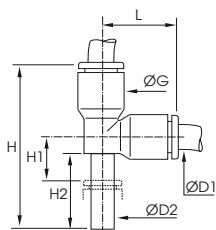
ØD		P2 Qty	Option P3 Qty	G mm	H mm	
4	6351 04 00WP2	10	100	8,5	15	0,001
6	6351 06 00WP2	10	100	10,5	17	0,002
8	6351 08 00WP2	10	100	13,5	21,5	0,003
10	6351 10 00WP2	10	100	16	22	0,003
12	6351 12 00WP2	10	100	19	27,5	0,006

6388 Plug-in branch tee with plastic tailpiece



tube ØD1	stem ØD2		P2 Qty	Option P3 Qty	G mm	H mm	H1 mm	H2 mm	L/2 mm	
4	4	6388 04 00WP2	10	100	8,5	25	6	15,5	15	0,005
6	6	6388 06 00WP2	10	100	10,5	28,5	7	17	16	0,006
8	8	6388 08 00WP2	10	100	13,5	33,5	8	21,5	23	0,008
10	10	6388 10 00WP2	10	100	16	41	9,5	24,5	26,5	0,012

6383 Plug-in equal and unequal run tee with plastic tailpiece

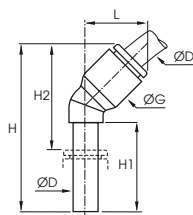


tube ØD1	stem ØD2		P2 Qty	Option P3 Qty	G mm	H mm	H1 mm	H2 mm	L mm	
4	4	6383 04 00WP2	10	100	8,5	33	6	15,5	15	0,005
6	6	6383 06 00WP2	10	100	10,5	38,5	7	17	18	0,006
8	8	6383 08 00WP2	10	100	13,5	49	8	21,5	23	0,008
10	10	6383 10 00WP2	10	100	16	57	10,5	25,5	26,5	0,012

Available upon request

Metric Fittings Range

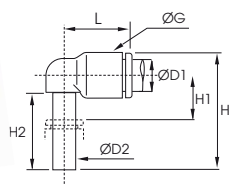
6380 Plug-in 45° elbow with plastic tailpiece



tube ØD		P2 Qty	Option P3 Qty	G mm	H mm	H1 mm	H2 mm	L mm	
4	6380 04 00WP2	10	100	8,5	33,5	19	21	13	0,005
6	6380 06 00WP2	10	100	11	39	21	25	14,5	0,005
8	6380 08 00WP2	10	100	13,5	44	21,5	25,5	19,5	0,006
10	6380 10 00WP2	10	100	16	53	27	32,5	23	0,009
12	6380 12 00WP2	5	50	19	58	27	34	26	0,012

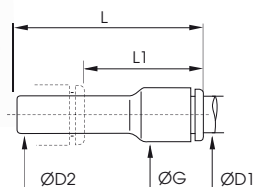
Available upon request

6382 Plug-in elbow with plastic tailpiece



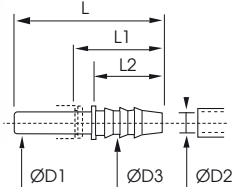
tube ØD1	stem ØD2		P2 Qty	Option P3 Qty	G mm	H mm	H1 mm	H2 mm	L mm	
4	4	6382 04 00WP2	10	100	8,5	23	6	15,5	15	0,003
6	6	6382 06 00WP2	10	100	10,5	26,5	7	17	17	0,003
8	8	6382 08 00WP2	10	100	13,5	33,5	8	21,5	22,5	0,004
10	10	6382 10 00WP2	10	100	16	39	9,5	24,5	26,5	0,009
12	12	6382 12 00WP2	5	50	19	44,5	10	27	31	0,012
4	6	6382 04 06WP2	10	100	10,5	26,5	7	17	16,5	0,003
6	4	6382 06 04WP2	10	100	10,5	25	7	15,5	17	0,004
6	8	6382 06 08WP2	10	100	13,5	33,5	8	21,5	22,5	0,004
8	10	6382 08 10WP2	10	100	16	39	9,5	24,5	26	0,009
10	12	6382 10 12WP2	10	100	19	44,5	10	27	30	0,012

6366 Reducer with plastic tailpiece



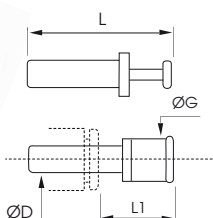
tube ØD1	stem ØD2		P2 Qty	Option P3 Qty	G mm	L mm	L1 mm	
4	6	6366 04 06WP2	10	100	8,5	38	23,5	0,004
4	8	6366 04 08WP2	10	100	8,5	38	19	0,004
6	8	6366 06 08WP2	10	100	10,5	38	20	0,004
6	10	6366 06 10WP2	10	100	10,5	39	17,5	0,006
8	10	6366 08 10WP2	10	100	13,5	48,5	28,5	0,009
8	12	6366 08 12WP2	10	100	13,5	48,5	24,5	0,010
10	12	6366 10 12WP2	10	100	16	52	33,5	0,019
10	14	6366 10 14WP2	10	100	16	53	33,5	0,020
12	14	6366 12 14WP2	5	50	19	55,5	33,5	0,023

6322 Tube-to-hose stem with plastic tailpiece



ØD1	ØD2		P2 Qty	Option P3 Qty	ØD3	L mm	L1 mm	L2 mm	
6	4	6322 06 04WP2	10	100	7	39	25	17	0,004
8	6	6322 08 06WP2	10	100	8,5	43	25	17	0,005
10	7	6322 10 07WP2	10	100	8	50	29,5	22	0,006

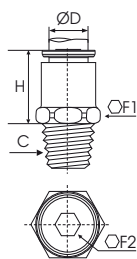
6326 Plug with plastic tailpiece





ØD		P2 Qty	Option P3 Qty	G mm	L mm	L1 mm	
4	6326 04 00WP2	10	100	6	30	15,5	0,001
6	6326 06 00WP2	10	100	8	33	16,5	0,001
8	6326 08 00WP2	10	100	10	35	17,5	0,002
10	6326 10 00WP2	10	100	12	42	21	0,003
12	6326 12 00WP2	5	50	14	45	22	0,004

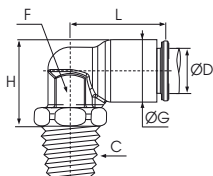




6305 Male connector - BSPT thread



ØD	C BSPT		P2 Qty	Option P3 Qty	F1 Inch	F2 Inch	H mm	
5/32	R1/8	6305 04 10WP2	10	100	7/16	3/32	18	0,002
5/32	R1/4	6305 04 13WP2	10	100	9/16	3/32	18	0,003
1/4	R1/8	6305 56 10WP2	10	100	7/16	5/32	17	0,002
1/4	R1/4	6305 56 13WP2	10	100	9/16	5/32	17	0,003
5/16	R1/8	6305 08 10WP2	10	100	11/16	7/32	20	0,004
5/16	R1/4	6305 08 13WP2	10	100	11/16	7/32	20	0,004
5/16	R3/8	6305 08 17WP2	10	100	11/16	7/32	20	0,005
3/8	R1/4	6305 60 13WP2	10	100	3/4	5/32	22,1	0,006
3/8	R3/8	6305 60 17WP2	10	100	3/4	5/32	22,1	0,006
3/8	R1/2	6305 60 21WP2	10	100	3/4	1/4	27,9	0,012
1/2	R3/8	6305 62 17WP2	5	50	15/16	1/4	27,9	0,014
1/2	R1/2	6305 62 21WP2	5	50	15/16	3/8	27,9	0,017

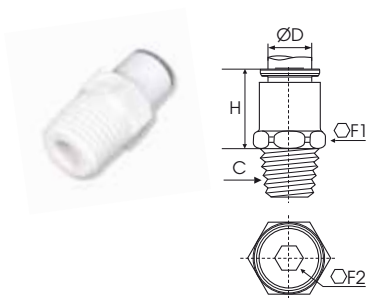
6379 Fixed elbow - BSPT thread



ØD	C BSPT		P2 Qty	Option P3 Qty	F Inch	G mm	H mm	L mm	
1/4	R1/8	6379 56 10WP2	10	100	3/8	11	22	18	0,003
1/4	R1/4	6379 56 13WP2	10	100	3/8	11	26	18	0,003
1/4	R3/8	6379 56 17WP2	10	100	3/8	11	26	18	0,003
3/8	R1/4	6379 60 13WP2	10	100	1/2	16	31,5	26	0,006
3/8	R3/8	6379 60 17WP2	10	100	1/2	16	32	26	0,006

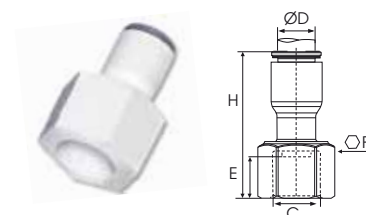
Fractional Inch Fittings Range

6305 Male connector - NPTF thread



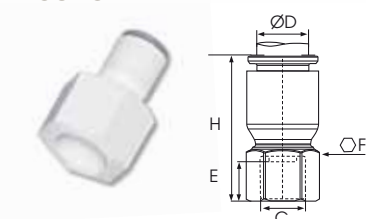
ØD	C NPTF		P2 Qty	Option P3 Qty	F1 Inch	F2 Inch	H mm	
1/4	1/8	6305 56 11WP2	10	100	1/2	5/32	17	0,002
1/4	1/4	6305 56 14WP2	10	100	9/16	5/32	17	0,003
1/4	3/8	6305 56 18WP2	10	100	3/4	1/4	21,5	0,004
3/8	1/8	6305 60 11WP2	10	100	3/4	5/32	22,1	0,005
3/8	1/4	6305 60 14WP2	10	100	3/4	1/4	22,1	0,006
3/8	3/8	6305 60 18WP2	10	100	3/4	1/4	22,1	0,006
3/8	1/2	6305 60 22WP2	10	100	15/16	1/4	27	0,012
1/2	3/8	6305 62 18WP2	5	50	15/16	3/8	28	0,012
1/2	1/2	6305 62 22WP2	5	50	15/16	3/8	28	0,014

6315 Female connector - NPTF thread



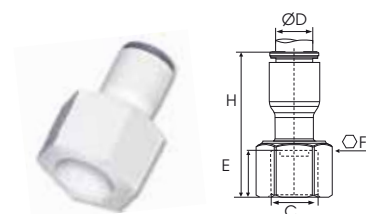
ØD	C NPTF		P2 Qty	Option P3 Qty	E mm	F Inch	H mm	
1/4	1/4	6315 56 14WP2	10	100	14	11/16	30	0,004
3/8	3/8	6315 60 18WP2	10	100	14	13/16	36	0,009

6325 Faucet connector - UNS



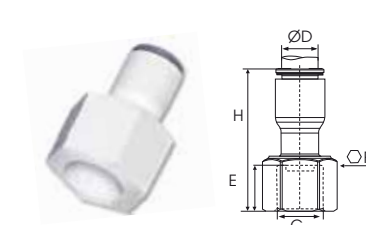
ØD	C UNS		P2 Qty	Option P3 Qty	E mm	F mm	H mm	
1/4	7/16-24	6325 56 133WP2	10	100	7	9/16	31	0,002
3/8	7/16-24	6325 60 133WP2	10	100	7	9/16	32	0,004

6352 Female connector - BSPP thread flat type



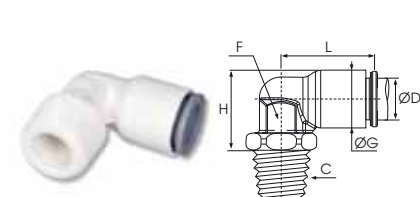
ØD	C BSPP		P2 Qty	Option P3 Qty	E mm	F mm	H mm	
3/8	G3/8	6352 60 17WP2	10	100	12	22	36	0,009
3/8	G1/2	6352 60 21WP2	10	100	12	27	36	0,010

6353 Tap connector - BSPP thread cone type



ØD	C BSPP		P2 Qty	Option P3 Qty	E mm	F Inch	H mm	
1/4	G3/4	6353 56 27WP2	10	100	10	32	31	0,006
3/8	G1/2	6353 60 21WP2	10	100	12	27	36	0,010
3/8	G3/4	6353 60 27WP2	10	100	10	32	41	0,012
1/2	G3/4	6353 62 27WP2	10	100	10	32	44,5	0,014

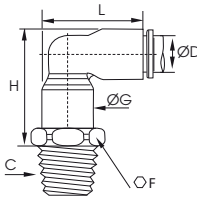
6379 Fixed elbow - NPTF thread



ØD	C NPTF		P2 Qty	Option P3 Qty	F Inch	G mm	H mm	L mm	
1/4	1/8	6379 56 11WP2	10	100	3/8	11	22	18	0,003
1/4	1/4	6379 56 14WP2	10	100	3/8	11	26	18	0,003
1/4	3/8	6379 56 18WP2	10	100	3/8	11	26,5	18	0,003
3/8	1/4	6379 60 14WP2	10	100	1/2	16	32	26	0,006
3/8	3/8	6379 60 18WP2	10	100	1/2	16	32,0	26	0,006

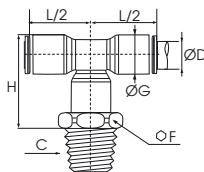
Fractional Inch Fittings Range

6309 Swivel elbow - BSPT thread



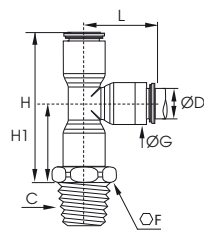
ØD	C BSPT		P2 Qty	Option P3 Qty	F Inch	G mm	H mm	L mm	
1/4	R1/8	6309 56 10WP2	10	100	1/2	11	28	23,6	0,003
1/4	R1/4	6309 56 13WP2	10	100	9/16	11	28	23,6	0,004
1/4	R3/8	6309 56 17WP2	10	100	11/16	11	28	23,6	0,006
5/16	R1/8	6309 08 10WP2	10	100	3/4	13,5	34	29,5	0,010
5/16	R1/4	6309 08 13WP2	10	100	3/4	13,5	34	29,5	0,011
5/16	R3/8	6309 08 17WP2	10	100	3/4	13,5	34	29,5	0,011
3/8	R1/4	6309 60 13WP2	10	100	3/4	16	38	34	0,010
3/8	R3/8	6309 60 17WP2	10	100	3/4	16	38	34	0,011
1/2	R3/8	6309 62 17WP2	4	40	15/16	22	50,5	46,5	0,024
1/2	R1/2	6309 62 21WP2	4	40	15/16	22	50,5	46,5	0,027

6308 Swivel branch tee - BSPT thread



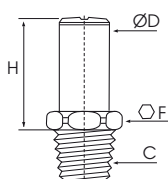
ØD	C BSPT		P2 Qty	Option P3 Qty	F Inch	G mm	H mm	L/2 mm	
1/4	R1/8	6308 56 10WP2	10	100	1/2	11	28	18	0,004
1/4	R1/4	6308 56 13WP2	10	100	9/16	11	28	18	0,005
1/4	R3/8	6308 56 17WP2	10	100	11/16	11	29	18	0,007
5/16	R1/8	6308 08 10WP2	10	100	3/4	13,5	34	23	0,012
5/16	R1/4	6308 08 13WP2	10	100	3/4	13,5	34	23	0,013
5/16	R3/8	6308 08 17WP2	10	100	3/4	13,5	34	23	0,013
3/8	R1/4	6308 60 13WP2	10	100	3/4	16	38	26	0,013
3/8	R3/8	6308 60 17WP2	10	100	3/4	16	38	26	0,013
1/2	R3/8	6308 62 17WP2	4	40	15/16	22	50	35,5	0,032
1/2	R1/2	6308 62 21WP2	4	40	15/16	22	50	35,5	0,035

6303 Swivel male run tee - BSPT thread



ØD	C BSPT		P2 Qty	Option P3 Qty	F Inch	G mm	H mm	H1 mm	L mm	
1/4	R1/8	6303 56 10WP2	10	100	1/2	11	41,5	22,5	18	0,004
1/4	R1/4	6303 56 13WP2	10	100	9/16	11	41,5	22,5	18	0,005
1/4	R3/8	6303 56 17WP2	10	100	11/16	11	41,5	23	18	0,007
5/16	R1/8	6303 08 10WP2	10	100	3/4	13,5	50	27	23	0,012
5/16	R1/4	6303 08 13WP2	10	100	3/4	13,5	50	27	23	0,013
5/16	R3/8	6303 08 17WP2	10	100	3/4	13,5	50	27	23	0,013
3/8	R1/4	6303 60 13WP2	10	100	3/4	16	56	30	26	0,013
3/8	R3/8	6303 60 17WP2	10	100	3/4	16	56	30	26	0,013
1/2	R3/8	6303 62 17WP2	4	40	15/16	22	75	39,5	35,5	0,032
1/2	R1/2	6303 62 21WP2	4	40	15/16	22	75	39,5	35,5	0,035

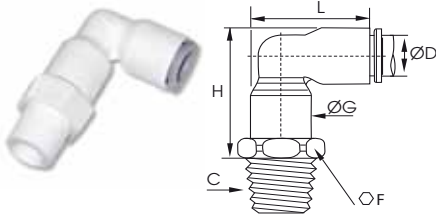
6321 Stem adapter - BSPT thread





ØD	C BSPT		P2 Qty	Option P3 Qty	F Inch	H mm	
1/4	R1/8	6321 56 10WP2	10	100	1/2	19	0,001
1/4	R1/4	6321 56 13WP2	10	100	9/16	19	0,002
1/4	R3/8	6321 56 17WP2	10	100	11/16	19	0,004
5/16	R1/8	6321 08 10WP2	10	100	3/4	23	0,003
5/16	R1/4	6321 08 13WP2	10	100	3/4	23	0,004
5/16	R3/8	6321 08 17WP2	10	100	11/16	19	0,004
3/8	R1/4	6321 60 13WP2	10	100	3/4	25	0,004
3/8	R3/8	6321 60 17WP2	10	100	3/4	25	0,004
1/2	R3/8	6321 62 17WP2	5	50	15/16	31,5	0,006
1/2	R1/2	6321 62 21WP2	5	50	15/16	31,5	0,009

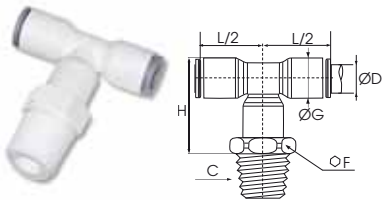
Fractional Inch Fittings Range



6309 Swivel elbow - NPTF thread



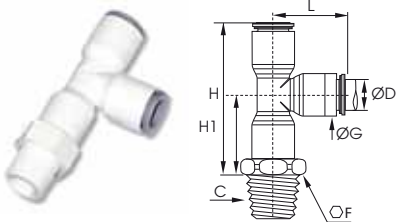
ØD	C NPTF		P2 Qty	Option P3 Qty	F Inch	G mm	H mm	L mm	
1/4	1/8	6309 56 11WP2	10	100	1/2	11	28	23,6	0,003
1/4	1/4	6309 56 14WP2	10	100	9/16	11	28,0	23,6	0,004
1/4	3/8	6309 56 18WP2	10	100	3/4	11	28,5	23,6	0,006
3/8	1/4	6309 60 14WP2	10	100	3/4	16	38	34	0,010
3/8	3/8	6309 60 18WP2	10	100	3/4	16	38	34	0,011
1/2	3/8	6309 62 18WP2	4	40	15/16	22	50,5	46,5	0,024
1/2	1/2	6309 62 22WP2	4	40	15/16	22	51,5	46,5	0,027



6308 Swivel branch tee - NPTF thread



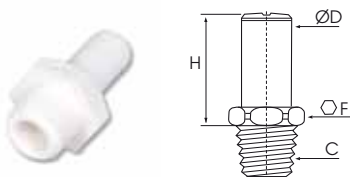
ØD	C NPTF		P2 Qty	Option P3 Qty	F Inch	G mm	H mm	L mm	
1/4	1/8	6308 56 11WP2	10	100	1/2	11	28	18	0,004
1/4	1/4	6308 56 14WP2	10	100	9/16	11	28	18	0,005
1/4	3/8	6308 56 18WP2	10	100	3/4	11	29	18	0,007
3/8	1/4	6308 60 14WP2	10	100	3/4	16	38	26	0,013
3/8	3/8	6308 60 18WP2	10	100	3/4	16	38	26	0,013
1/2	3/8	6308 62 18WP2	4	40	15/16	22	50	35,5	0,032
1/2	1/2	6308 62 22WP2	4	40	15/16	22	51	35,5	0,035



6303 Swivel male run tee - NPTF thread



ØD	C NPTF		P2 Qty	Option P3 Qty	F Inch	G mm	H mm	H1 mm	L mm	
1/4	1/8	6303 56 11WP2	10	100	1/2	11	40,5	22,5	18	0,004
1/4	1/4	6303 56 14WP2	10	100	9/16	11	40,5	22,5	18	0,005
1/4	3/8	6303 56 18WP2	10	100	3/4	11	41,5	23	18	0,007
3/8	1/4	6303 60 14WP2	10	100	3/4	16	56	30	26	0,013
3/8	3/8	6303 60 18WP2	10	100	3/4	16	56	30	26	0,013
1/2	3/8	6303 62 18WP2	4	40	15/16	22	75	39,5	35,5	0,032
1/2	1/2	6303 62 22WP2	4	40	15/16	22	76	40,5	35,5	0,035

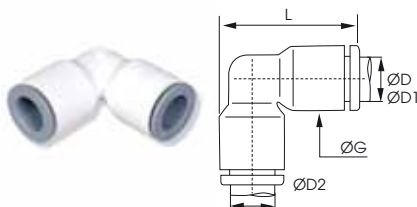
6321 Stem adapter - NPTF thread



ØD	C NPTF		P2 Qty	Option P3 Qty	F Inch	H mm	
1/4	1/8	6321 56 11WP2	10	100	1/2	19	0,001
1/4	1/4	6321 56 14WP2	10	100	1/2	19	0,002
1/4	3/8	6321 56 18WP2	10	100	3/4	19,5	0,004
3/8	1/4	6321 60 14WP2	10	100	3/4	25	0,004
3/8	3/8	6321 60 18WP2	10	100	3/4	25	0,004
1/2	3/8	6321 62 18WP2	5	50	15/16	31	0,006
1/2	1/2	6321 62 22WP2	5	50	15/16	32,5	0,009

Fractional Inch Fittings Range

6302 Union elbow



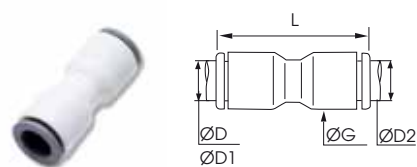
ØD		P2 Qty	Option P3 Qty	G mm	L mm		
5/32	6302 04 00WP2	10	100	8,5	19	0,002	
1/4	6302 56 00WP2	10	100	11	24	0,007	
5/16	6302 08 00WP2	10	100	13,5	29,5	0,007	
3/8	6302 60 00WP2	10	100	16	34	0,006	
1/2	6302 62 00WP2	5	50	22	46,5	0,018	
ØD1 ØD2							
1/4	5/16	6302 56 08WP2	10	100	13,5	29,5	0,007
1/4	3/8	6302 56 60WP2	10	100	16	33	0,006
5/16	3/8	6302 08 60WP2	10	100	16	34	0,007
3/8	1/2	6302 60 62WP2	10	100	22	46,5	0,018

6304 Union Tee



ØD		P2 Qty	Option P3 Qty	G mm	H mm	L/2 mm		
5/32	6304 04 00WP2	10	100	8,5	20	15,5	0,004	
1/4	6304 56 00WP2	10	100	11	24	18	0,002	
5/16	6304 08 00WP2	10	100	13,5	29	22,5	0,009	
3/8	6304 60 00WP2	10	100	16	34	26	0,009	
1/2	6304 62 00WP2	5	50	22	47	36	0,009	
ØD1 ØD2								
3/8	1/4	6304 60 56WP2	10	100	16	34	26	0,026
1/2	3/8	6304 62 60WP2	5	50	22	47	36	0,009

6306 Union connector



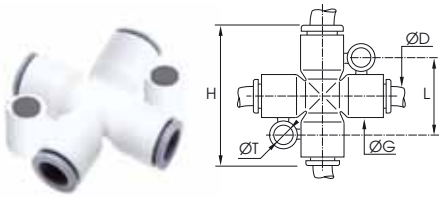
ØD		P2 Qty	Option P3 Qty	G mm	L mm		
5/32	6306 04 00WP2	10	100	8,5	26,5	0,002	
1/4	6306 56 00WP2	10	100	11	30	0,001	
5/16	6306 08 00WP2	10	100	13,5	37	0,007	
3/8	6306 60 00WP2	10	100	16	42	0,005	
1/2	6306 62 00WP2	5	50	22	57	0,016	
ØD1 ØD2							
1/4	5/16	6306 56 08WP2	10	100	13,5	37	0,007
1/4	3/8	6306 56 60WP2	10	100	16	41	0,007
5/16	3/8	6306 08 60WP2	10	100	16	42	0,007
5/16	1/2	6306 08 62WP2	10	100	22	55	0,016
3/8	1/2	6306 60 62WP2	5	50	22	56	0,020



How to build part numbers : example **6302 56 10WP2**

6302	56	10	W	P2
product range 63XX = with pre-coating 65XX = without pre-coating	tube o.d. 56 : 1/4 04 : 5/32 08 : 5/16 60 : 3/8 62 : 1/2	thread code 10 : 1/8 BSPT 13 : 1/4 BSPT 17 : 3/8 BSPT 21 : 1/2 BSPT 27 : 3/4 BSPT	colours W = White G = Grey	packaging P2 = standard packaging P3 = bulk packaging
product type XX05 = male connector XX79 = fixed elbow				

Fractional Inch Fittings Range

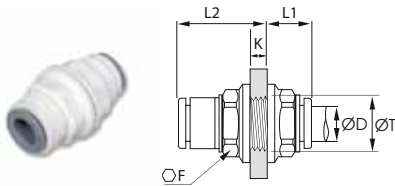
6307 Cross





ØD		P2 Qty	Option P3 Qty	G mm	H mm	L mm	T mm	
1/4	6307 56 00WP2	10	100	11	36	20	4,2	0,010
5/16	6307 08 00WP2	10	100	13,5	45	22,5	4,2	0,020

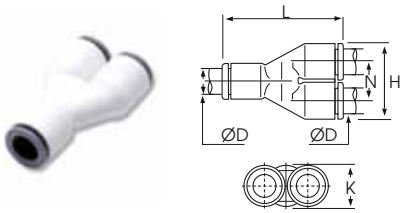
Available upon request



6316 Bulkhead union



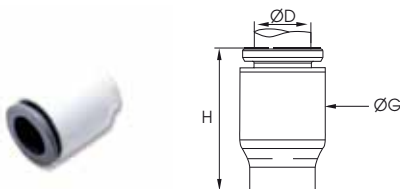
ØD		P2 Qty	Option P3 Qty	F mm	Kmax mm	L1 mm	L2 mm	Tmin mm	
5/32	6316 04 00WP2	10	100	13	5,5	10,5	15,5	10,5	0,018
1/4	6316 56 00WP2	10	100	15	8,5	10	20	12,5	0,004
5/16	6316 08 00WP2	10	100	18	14,5	10,5	27	15,5	0,037
3/8	6316 60 00WP2	10	100	22	14,5	12,5	29,5	18,5	0,013
1/2	6316 62 00WP2	5	50	29	20,5	17	40,5	25,4	0,033



6340 Two-way divider



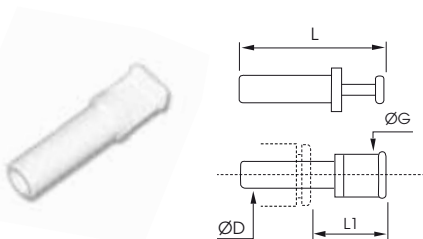
ØD		P2 Qty	Option P3 Qty	H mm	K mm	L mm	N mm	
5/32	6340 04 00WP2	10	100	17,5	8,5	30	9	0,004
1/4	6340 56 00WP2	10	100	22	11	36	11,5	0,003
5/16	6340 08 00WP2	10	100	28	13,5	44,5	14,5	0,013
3/8	6340 60 00WP2	10	100	33	16	53	17	0,010
1/2	6340 62 00WP2	5	50	45	22	67	23	0,028



6351 Tube cap



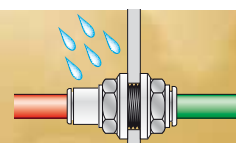
ØD		P2 Qty	Option P3 Qty	G mm	H mm	
5/32	6351 04 00WP2	10	100	8,5	15	0,001
1/4	6351 56 00WP2	10	100	11	16	0,001
5/16	6351 08 00WP2	10	100	13,5	21,5	0,003
3/8	6351 60 00WP2	10	100	16	22,5	0,003

6326 Plug with plastic tailpiece



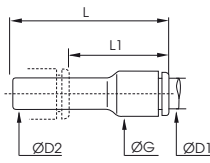
ØD		P2 Qty	Option P3 Qty	G mm	L mm	L1 mm	
5/32	6326 04 00WP2	10	150	6	30	15,5	0,001
1/4	6326 56 00WP2	10	150	8	36,5	22	0,001
5/16	6326 08 00WP2	10	150	10	35	17,5	0,002
3/8	6326 60 00WP2	10	150	11,6	42,5	22	0,002
1/2	6326 62 00WP2	5	50	14,7	48,5	21,5	0,004

All plastic nuts are fitted with an integrated O-ring to optimize sealing to a bulkhead wall.



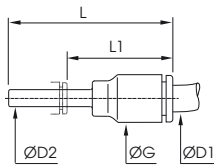
Fractional Inch Fittings Range

6366 Reducer with plastic tailpiece



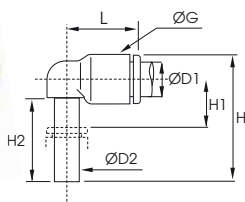
tube ØD1	stem ØD2		P2 Qty	Option P3 Qty	G mm	L mm	L1 mm	
1/4	5/16	6366 56 08WP2	10	100	11	41	22,5	0,001
1/4	3/8	6366 56 60WP2	10	100	11	41	20,5	0,002
5/16	3/8	6366 08 60WP2	10	100	13,5	48,5	29	0,004
5/16	1/2	6366 08 62WP2	10	100	16	48,5	22	0,004
3/8	1/2	6366 60 62WP2	5	50	16	51	30	0,004

6368 Increaser with plastic tailpiece



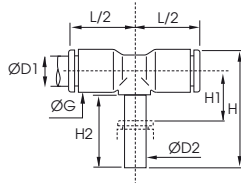
tube ØD1	stem ØD2		P2 Qty	Option P3 Qty	G mm	L mm	L1 mm	
3/8	5/16	6368 60 08WP2	10	100	16	44	25,5	0,004

6382 Plug-in elbow with plastic tailpiece



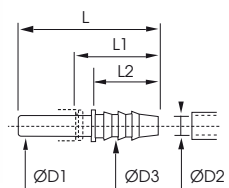
tube ØD1	stem ØD2		P2 Qty	Option P3 Qty	G mm	H mm	H1 mm	H2 mm	L mm	
5/32	5/32	6382 04 00WP2	10	100	8,5	23	6	15,5	15	0,003
1/4	1/4	6382 56 00WP2	10	100	11	30,5	10,9	18	18	0,002
5/16	5/16	6382 08 00WP2	10	100	13,5	33,5	8	21,5	22,5	0,004
3/8	3/8	6382 60 00WP2	10	100	16	39	9	24,5	26,5	0,004
1/2	1/2	6382 62 00WP2	5	50	22	49	13	28,5	36	0,011
1/4	3/8	6382 56 60WP2	10	100	16	39	9	24,5	25,5	0,004

6388 Plug-in branch tee with plastic tailpiece



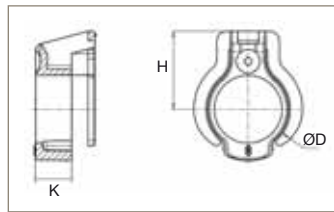
tube ØD1	stem ØD2		P2 Qty	Option P3 Qty	G mm	H mm	H1 mm	H2 mm	L/2 mm	
1/4	1/4	6388 56 00WP2	10	100	11	30,5	11	20	18	0,002
5/16	5/16	6388 08 00WP2	10	100	13,5	33,5	8	21,5	23	0,008
3/8	3/8	6388 60 00WP2	10	100	16	42	12	25	25	0,008
1/2	1/2	6388 62 00WP2	5	50	22	51	12,9	29	32	0,020

6322 Tube-to-hose stem with plastic tailpiece



ØD1	ØD2 inch	ØD3 inch		P2 Qty	Option P3 Qty	L mm	L1 mm	L2 mm	
1/4	0,28	0,32	6322 56 56WP2	10	150	39,6	22,3	17	0,001
3/8	0,28	0,32	6322 60 56WP2	10	150	44,9	24,3	17	0,001
3/8	0,33	0,38	6322 60 08WP2	10	150	50	29,4	22	0,001
3/8	0,40	0,45	6322 60 60WP2	10	150	49,8	29,2	22	0,002
1/2	0,40	0,45	6322 62 60WP2	10	150	58,1	37,5	30	0,004

Accessories



> Assembly of the Tamper-Evident Safety Clip (patented*)



Secure Your Connections

Assemble the clip
Connect the tube



Cut the clip with pliers
Remove the clip
Release the tube

3130 Tamper-evident safety clip for metric tubes

ØD							H mm	K mm	Qty	
4	3130 04 01	3130 04 02	3130 04 03	3130 04 04	3130 04 05	3130 04 10	6,6	3	100	0,001
6	3130 06 01	3130 06 02	3130 06 03	3130 06 04	3130 06 05	3130 06 10	7,8	3,1	100	0,001
8	3130 08 01	3130 08 02	3130 08 03	3130 08 04	3130 08 05	3130 08 10	9,5	4,3	100	0,002
10	3130 10 01	3130 10 02	3130 10 03	3130 10 04	3130 10 05	3130 10 10	10,8	4,2	100	0,003
12	3130 12 01	3130 12 02	3130 12 03	3130 12 04	3130 12 05	3130 12 10	12,5	5,1	100	0,004

not compatible with non-return valves and ball valves

3130 Tamper-evident safety clip for inch tubes

ØD							H mm	K mm	Qty	
5/32	3130 04 01	3130 04 02	3130 04 03	3130 04 04	3130 04 05	3130 04 10	6,6	3	100	0,001
1/4	3130 56 01	3130 56 02	3130 56 03	3130 56 04	3130 56 05	3130 56 10	8	3,2	100	0,001
5/16	3130 08 01	3130 08 02	3130 08 03	3130 08 04	3130 08 05	3130 08 10	9,5	4,3	100	0,002
3/8	3130 60 01	3130 60 02	3130 60 03	3130 60 04	3130 60 05	3130 60 10	10,8	4,2	100	0,003
1/2	3130 62 01	3130 62 02	3130 62 03	3130 62 04	3130 62 05	3130 62 10	14	5,7	100	0,004

not compatible with non-return valves and ball valves

3110 Caps for colour-coding circuits for metric tubes



ØD						Qty	
4	3110 04 00	3110 04 02	3110 04 03	3110 04 04	3110 04 05	100	0,001
6	3110 06 00	3110 06 02	3110 06 03	3110 06 04	3110 06 05	100	0,001
8	3110 08 00	3110 08 02	3110 08 03	3110 08 04	3110 08 05	100	0,001
10	3110 10 00	3110 10 02	3110 10 03	3110 10 04	3110 10 05	100	0,001
12	3110 12 00	3110 12 02	3110 12 03	3110 12 04	3110 12 05	100	0,001

3110 Caps for colour-coding circuits for inch tubes

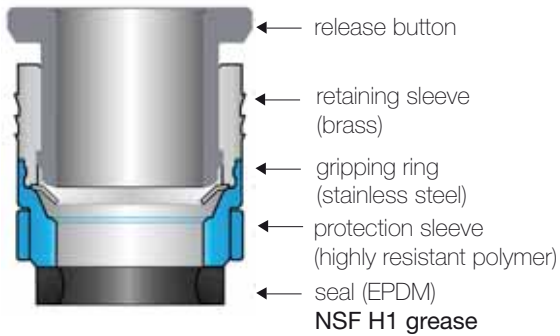


ØD						Qty	
5/32	3110 04 00	3110 04 02	3110 04 03	3110 04 04	3110 04 05	100	0,001
1/4	3110 56 00	3110 56 02	3110 56 03	3110 56 04	3110 56 05	100	0,001
5/16	3110 08 00	3110 08 02	3110 08 03	3110 08 04	3110 08 05	100	0,001
3/8	3110 60 00	3110 60 02	3110 60 03	3110 60 04	3110 60 05	100	0,001
1/2	3110 62 00	3110 62 02	3110 62 03	3110 62 04	3110 62 05	100	0,001

* pat. FR2924194, pat. Pend. 12/78, 636-08871988.5.

Carstick® Cartridges

Working specifications



Advantages

- Saves time on assembly in completely safe conditions
 - one-piece cartridge, no risk of losing the seal
 - self-centering of the cartridge to half of its height within the cavity
 - protection against contaminants throughout manufacture and assembly
- Tried-and-tested technology
 - high technical performance
 - automatic seal, full flow, vacuum capability
- Suitable for automated processing (up to 1500 pcs/hour, according to the assembly rate)
 - automatic self-alignment during insertion
 - capable of combining dispensing and assembly
- Tighter mounting tolerances and shallow cavities

Specifications

Suitable fluids	water, beverages, food, CO2...
Working pressure	from 1 bar to 16 bar maximum
Working temperature	-10°C to +95°C

Cartridge is designed for use with Advanced PE tubing.

Force required for insertion (F)



Maximum Insertion Force					
Ø mm	4	6	8	10	12
Ø inch	5/32	1/4	5/16	3/8	1/2
F	300 daN		300 daN		400 daN

Cavity Material:
Polyamide - PP - PE - Aluminium - Brass
Consult Parker Legris' technical department for other materials

Automatic Assembly Process



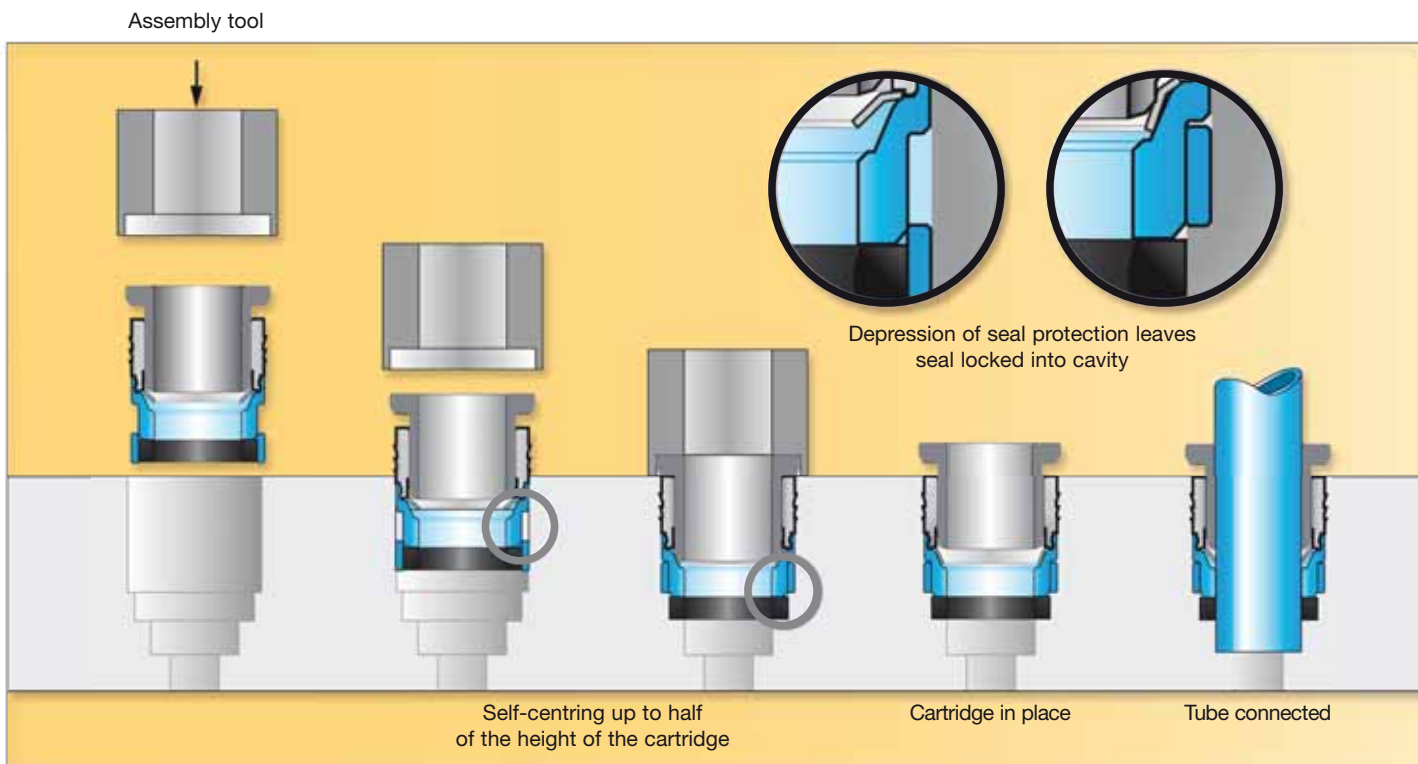
All materials in contact with fluid comply with the following certifications:



- C HOT -



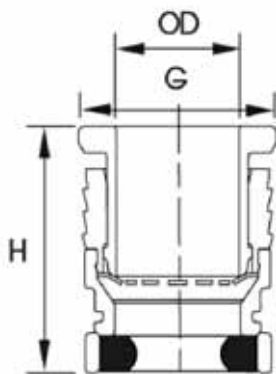
Carstick® : Advanced Technology Assembly (patented*)



• Cartridge

	ØD Metric	ØG mm	H mm	
6300 04 00	4	8	9,9	0,002
6300 06 00	6	9,9	11,5	0,002
6300 08 00	8	13	14,7	0,003
6300 10 00	10	15,5	16,8	0,005
6300 12 00	12	19	19,4	0,010

	ØD Inch	ØG mm	H mm	
6300 04 00	5/32	8	9,9	0,002
6300 56 00	1/4	10,4	12,2	0,002
6300 08 00	5/16	13	14,7	0,003
6300 60 00	3/8	15,5	16,5	0,005
6300 62 00	1/2	21,6	22,8	0,010

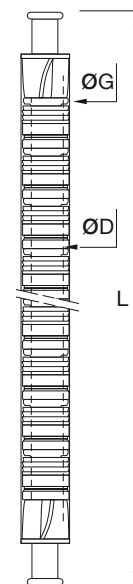


6300 Carstick®

ØD Metric	G	L	Qty
4	10,3	554	50
6	14,5	629	50
8	15,25	794	50
10	19,5	930	50
12	21,3	1038	50

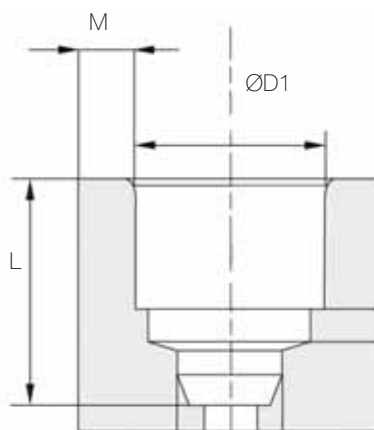
6300 Carstick®

ØD Inch	G	L	Qty
5/32	10,3	554	50
1/4	14,5	600	50
5/16	15,25	794	50
3/8	19	930	50
1/2	21,3	1038	50



• Cavity dimensions

mm	inch	ØD1 mm	M mm	L mm
4	5/32	8,25	1,5	10
6	1/4	10,6	2	12
8	5/16	12,15	2	15,5
10	3/8	14,8	2	19
12	1/2	17,5	2,5	22



Please contact us for detailed drawings of cavity dimensions and tolerances.

*Pat. CN1168170, EP0723103, FR2735844, KR100251403, US5911443.

Acetal Non-Return Valves and Ball Valves

● Working Pressure and Temperature

Suitable fluids	water, beverages		
Working pressure			
N.R.V. valves	10 bar	10 bar	4 bar
ball valves	10 bar	10 bar	7 bar
Working Temperature	1°C	20°C	65°C

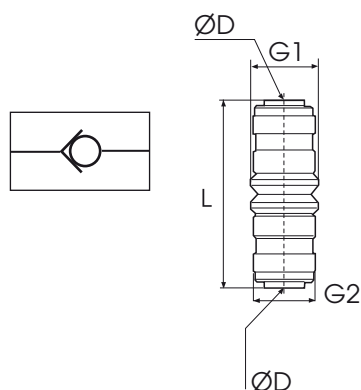




● Features of Non-Return Valves and Ball Valves

- Can be used with a variety of chemicals and gases
- Body Color: white (Acetal)
- Seals: food-grade Nitrile



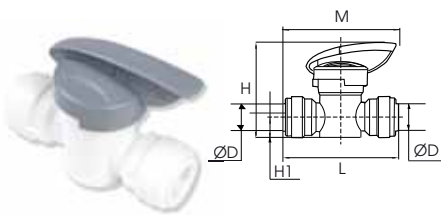
7992 Single non-return valve




ØD		P2 Qty	Option P3 Qty	G1 mm	G2 mm	L mm	
1/4	7992 56 00WP2	5	50	16,7	15,2	40,6	0,009
3/8	7992 60 00WP2	5	50	19,8	17,8	52,8	0,007

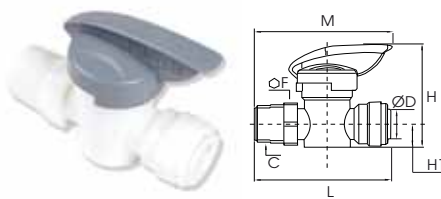
Ball Valves


4020 In-line ball valve - tube-to-tube



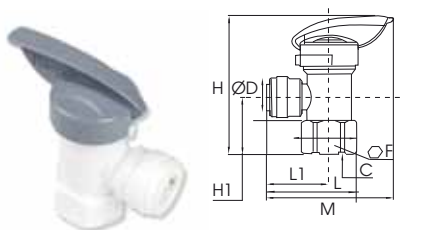
ØD		P2 Qty	Option P3 Qty	H mm	H1 mm	L mm	M mm	
1/4	4020 56 00WP2	5	50	38,6	10,4	47,7	48,5	0,014
3/8	4020 60 00WP2	5	50	46,7	10,4	58,1	59,1	0,027



4021 In-line ball valve - tube-to-male NPTF



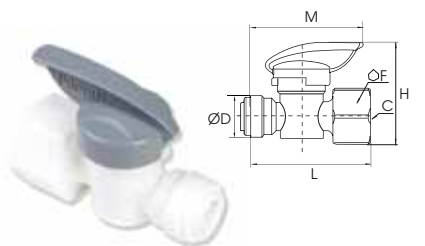
ØD	C NPTF		P2 Qty	Option P3 Qty	F mm	H mm	H1 mm	L mm	M mm	
1/4	1/4	4021 56 14WP2	5	50	17,0	38,6	8,6	57,1	57,9	0,016
3/8	3/8	4021 60 18WP2	5	50	19,0	46,7	10,4	62,4	63,2	0,028

4022 Tank ball valve - tube-to-female NPTF



ØD	C NPTF		P2 Qty	Option P3 Qty	F mm	H mm	H1 mm	L mm	L1 mm	M mm	
1/4	1/4	4022 56 14WP2	5	50	19,0	50,8	20,8	35,8	23,8	48,5	0,015
3/8	3/8	4022 60 18WP2	5	50	22,8	59,1	22,8	41,9	29,2	59,0	0,022

4023 In-line ball valve - tube-to-female NPTF



ØD	C NPTF		P2 Qty	Option P3 Qty	F mm	H mm	L mm	M mm	
3/8	1/2	4023 60 22WP2	5	50	26,9	24,8	62,5	58,4	0.032

Advanced Polyethylene Tubing

Advantages



- Made from high-grade polyethylene, "Advanced PE" tubing ensures the best balance between flexibility and pressure/temperature resistance
- Resistant to a wide range of aggressive chemical agents
- Complies with international regulations and certifications for food and drinking water
- Available in nine colours and three diameters
- Tested according to the W270 regulation regarding micro-organism growth on materials used in the drinking water industry
- All colours are UV-stabilized, making it resistant to direct ultraviolet sunlight and ideal for outdoor applications
- Silicone-free

Metric Specifications

Use Parker Legris "Advanced PE" tubing with LIQUIfit™ instant fittings to ensure perfect sealing.

OD (mm)		Wall Thickness (mm)		Max. Ovality (mm)	Min. Bend Radius @ +20°C (mm)	Max. Working Pressure (bar)				Safety Factor
D	Tolerance	e	Tolerance			-15°C to +20°C	+40°C	+65°C	+95°C	
4	±0.10	0.75	±0.10	±0.2	16	16	12	10	4	3
6	±0.10	1.00	±0.10	±0.2	20	16	12	10	4	3
8	±0.10	1,125	±0.10	±0.25	30	13	12	7	4	3
10	±0.10	1.50	±0.10	±0.25	30	13	12	7	4	3
12	±0.10	1.50	±0.10	±0.3	55	11	9	7	4	3

Inch Specifications

OD (inch)		Wall Thickness (inch)		Max. Ovality (mm)	Min. Bend Radius @ +20°C (mm)	Max. Working Pressure (bar)				Safety Factor
D	Tolerance	e	Tolerance			-15°C to +20°C	+40°C	+65°C	+95°C	
1/4	± 0.004	0,040	± 0.004	±0,008	1"	16	12	10	4	3
3/8	± 0.004	0,062	± 0.004	±0,009	1,25"	13	12	7	4	3
1/2	± 0.004	0,062	± 0.004	±0,01	2,5"	11	9	7	4	3

The Advanced PE Tubing is in compliance with :



1935/2004/EC



DI 2002/95/EC



NSF 51



NSF 42/58

This tubing is tested and certified by NSF International against NSF/ANSI Standard 42/58 for materials and structural integrity requirements*



NSF 61

- C HOT -



for inch tubing

* NSF 42/58: 1/4" AND 3/8" approved for 10 bar and 1/2" approved for 8 bar at ambient temperature.

Advanced Polyethylene Tubing: Colours/Diameters/Lengths

Inch Tubing

O.D. tube	I.D. tube	Length **	clear	*				
1/4"	0,170"	1000 p	1099Y56F00	1099Y56F01	1099Y56F02	1099Y56F03	1099Y56F04	5,500
1/4"	0,170"	500 p	1098Y56F00	1098Y56F01	1098Y56F02	1098Y56F03	1098Y56F04	3,300
3/8"	0,250"	500 p	1098Y60F00	1098Y60F01	1098Y60F02	1098Y60F03	1098Y60F04	6,300
1/2"	0,375"	250 p	1096Y62F00	1096Y62F01	1096Y62F02	1096Y62F03	1096Y62F04	5,900

O.D. tube	I.D. tube	Length **				white	
1/4"	0,170"	1000 p	1099Y56F05	1099Y56F07	1099Y56F09	1099Y56F10	5,500
1/4"	0,170"	500 p	1098Y56F05	1098Y56F07	1098Y56F09	1098Y56F10	3,300
3/8"	0,250"	500 p	1098Y60F05	1098Y60F07	1098Y60F09	1098Y60F10	6,300
1/2"	0,375"	250 p	1096Y62F05	1096Y62F07	1096Y62F09	1096Y62F10	5,900

Metric Tubing

O.D. tube	I.D. tube	Length **	clear	*				
4 mm	2,5 mm	150 m	1015Y04F00	1015Y04F01	1015Y04F02	1015Y04F03	1015Y04F04	1,760
4 mm	2,5 mm	300 m	1030Y04F00	1030Y04F01	1030Y04F02	1030Y04F03	1030Y04F04	2,860
6 mm	4 mm	150 m	1015Y06F00	1015Y06F01	1015Y06F02	1015Y06F03	1015Y06F04	2,580
6 mm	4 mm	300 m	1030Y06F00	1030Y06F01	1030Y06F02	1030Y06F03	1030Y06F04	4,800
8 mm	5,7 mm	150 m	1015Y08F00	1015Y08F01	1015Y08F02	1015Y08F03	1015Y08F04	4,050
10 mm	7 mm	150 m	1015Y10F00	1015Y10F01	1015Y10F02	1015Y10F03	1015Y10F04	6,200
12 mm	9 mm	75 m	1075Y12F00	1075Y12F01	1075Y12F02	1075Y12F03	1075Y12F04	5,550

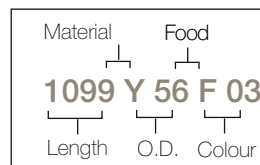
O.D. tube	I.D. tube	Length **				white	
4 mm	2,5 mm	150 m	1015Y04F05	1015Y04F07	1015Y04F09	1015Y04F10	1,760
4 mm	2,5 mm	300 m	1030Y04F05	1030Y04F07	1030Y04F09	1030Y04F10	2,860
6 mm	4 mm	150 m	1015Y06F05	1015Y06F07	1015Y06F09	1015Y06F10	2,580
6 mm	4 mm	300 m	1030Y06F05	1030Y06F07	1030Y06F09	1030Y06F10	4,800
8 mm	5,7 mm	150 m	1015Y08F05	1015Y08F07	1015Y08F09	1015Y08F10	4,050
10 mm	7 mm	150 m	1015Y10F05	1015Y10F07	1015Y10F09	1015Y10F10	6,200
12 mm	9 mm	75 m	1075Y12F05	1075Y12F07	1075Y12F09	1075Y12F10	5,550

* Black tubing is UV-resistant ** Only available on drum

Tube Codes

Part numbers have been chosen using a mnemonic method. Each tube is identified by:

- Length
- Product material
- O.D.
- Food regulation approval
- Color



Code = Length
 96 = 250 feet = 76,2 m
 98 = 500 feet = 152,4 m
 99 = 1000 feet = 304,8 m
 15 = 150 m
 30 = 300 m
 75 = 75 m

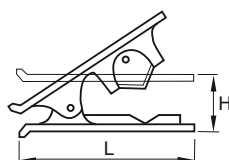
Material :
 Y = polyethylene

Code = O.D.
 56 = 1/4"
 60 = 3/8"
 62 = 1/2"
 04 = 4 mm
 06 = 6 mm
 08 = 8 mm
 10 = 10 mm
 12 = 12 mm

Accessories

3000 71 00

Tube cutter



	H mm	L mm	
3000 71 00	25	79	0,029

This tool will cut all resilient plastic tubes from 1/8" to 1/2" diameter. It is designed to give a clean cut at right angles to the tube axis. A spring maintains the cutter in the closed position.

- Parker Legris clips can be used to mount both tubing and fittings
- To order clips for mounting a fitting, order by the "O.D. body size"
- 1/4" fittings can be mounted in the CLIP 10 000
- The clips come complete with 9,5 mm long mounting screws

Complementary Products

LF 3600, nickel-plated brass, for liquids and gases



- Excellent resistance to abrasion and corrosion due to high phosphorus chemical nickel-plating of individual brass components
- Working temperature from -20° to +150°C
- Full flow fluid passage
- Automatic sealing of BSPT / BSPP versions via an integrated FKM seal in the sub-base
- Materials for body, ring, gripping collet and sub-base : high phosphorus FDA chemical nickel-plated brass; seals : FKM fluoroelastomer authorized by FDA standards
- Pressure: 30 bar; vacuum up to 99% (755 mmHg)

LF 3900 / LF 3800, stainless steel for aggressive fluids



- Resistance to aggressive environments and fluids thanks to 100% stainless steel: 316L stainless steel body, 316L stainless steel washer, 303L stainless steel collet (LF 3800) / 316L stainless steel collet (LF 3900) and FKM 'O' ring seal
- Full bore with no pressure drop
- Working temperature from -20° to +150°C depending on the type and size of the tubing
- Working pressure : maximum 30 bar depending on tubing used

Stainless steel accessories



- Low to medium pressure
- Working pressure : 60 bar maximum
- Working temperature : -20° to +180°C
a large range of plugs
- Designed to enable rapid connections of threaded ports to tubing or hose in corrosive environments

Stainless steel ball valves



- Working temperature : -20° to +150°C
- Pressure up to maxi 140 bar
- Fixing holes for mounting assembly
- Variety of mounting options
- Wide range of handle options

Polyurethane, fluoropolymer (FEP & PFA) tubing and braided PVC hose : FDA-approved



- When a small bend radius is required for your application, polyurethane crystal tubing is the answer. This tubing resists abrasion and is made of polyether (resistant to humidity and suitable for food contact).
- FDA-approved FEP fluoropolymer tubing provides excellent resistance to aggressive washdown environments and high temperatures, up to 150°C.
- Food-quality braided PVC hose is translucent to enable visual confirmation of fluid flow.
- Biocompatible approved High Purity PFA tubing provides unsurpassed chemical resistance and the best solution in terms of mechanical resistance for all applications.

Polyamide tubing

- Polyamide tubing provides good chemical resistance and is recommended for applications which may require higher pressure.

You will find the entire Legris offer in our general catalog and at www.legris.com or www.parkerconnectic.com.

Special Product Capability



Legris has substantial experience in the design and manufacturing of special fittings and assemblies for fluid control:

- developed from standard products
- developed hand-in-hand with our customers

Our aim is to design, develop and put into series production products or assemblies that are profitable for our customers thanks to :

- competitive pricing
- technical excellence
- compact size

Standard Premium Packaging



- Opening indicator
- Hole to hang the bag up
- Zipper to close tightly
- Labels with product data
- Product visualisation
- On the back: technical information and instructions for use



The FSCE packaging proposal for the tubing offers many advantages:

- Compactness
- Protection against dust thanks to the plastic film and the end cap
- Easy to stock and easily identifiable

LIQUIfit™ Website

- Visit our website www.liquifit.net



Parker Worldwide

Europe, Middle East, Africa

AE – United Arab Emirates, Dubai
Tel: +971 4 8127100
parker.me@parker.com

AT – Austria, Wiener Neustadt
Tel: +43 (0)2622 23501-0
parker.austria@parker.com

AT – Eastern Europe, Wiener Neustadt
Tel: +43 (0)2622 23501 900
parker.easteurope@parker.com

AZ – Azerbaijan, Baku
Tel: +994 50 2233 458
parker.azerbaijan@parker.com

BE/LU – Belgium, Nivelles
Tel: +32 (0)67 280 900
parker.belgium@parker.com

BY – Belarus, Minsk
Tel: +375 17 209 9399
parker.belarus@parker.com

CH – Switzerland, Etoy
Tel: +41 (0)21 821 87 00
parker.switzerland@parker.com

CZ – Czech Republic, Klecany
Tel: +420 284 083 111
parker.czechrepublic@parker.com

DE – Germany, Kaarst
Tel: +49 (0)2131 4016 0
parker.germany@parker.com

DK – Denmark, Ballerup
Tel: +45 43 56 04 00
parker.denmark@parker.com

ES – Spain, Madrid
Tel: +34 902 330 001
parker.spain@parker.com

FI – Finland, Vantaa
Tel: +358 (0)20 753 2500
parker.finland@parker.com

FR – France, Contamine s/Arve
Tel: +33 (0)4 50 25 80 25
parker.france@parker.com

GR – Greece, Athens
Tel: +30 210 933 6450
parker.greece@parker.com

HU – Hungary, Budapest
Tel: +36 1 220 4155
parker.hungary@parker.com

IE – Ireland, Dublin
Tel: +353 (0)1 466 6370
parker.ireland@parker.com

IT – Italy, Corsico (MI)
Tel: +39 02 45 19 21
parker.italy@parker.com

KZ – Kazakhstan, Almaty
Tel: +7 7272 505 800
parker.easteurope@parker.com

NL – The Netherlands, Oldenzaal
Tel: +31 (0)541 585 000
parker.nl@parker.com

NO – Norway, Asker
Tel: +47 66 75 34 00
parker.norway@parker.com

PL – Poland, Warsaw
Tel: +48 (0)22 573 24 00
parker.poland@parker.com

PT – Portugal, Leca da Palmeira
Tel: +351 22 999 7360
parker.portugal@parker.com

RO – Romania, Bucharest
Tel: +40 21 252 1382
parker.romania@parker.com

RU – Russia, Moscow
Tel: +7 495 645-2156
parker.russia@parker.com

SE – Sweden, Spånga
Tel: +46 (0)8 59 79 50 00
parker.sweden@parker.com

SK – Slovakia, Banská Bystrica
Tel: +421 484 162 252
parker.slovakia@parker.com

SL – Slovenia, Novo Mesto
Tel: +386 7 337 6650
parker.slovenia@parker.com

TR – Turkey, Istanbul
Tel: +90 216 4997081
parker.turkey@parker.com

UA – Ukraine, Kiev
Tel: +380 44 494 2731
parker.ukraine@parker.com

UK – United Kingdom, Warwick
Tel: +44 (0)1926 317 878
parker.uk@parker.com

ZA – South Africa, Kempton Park
Tel: +27 (0)11 961 0700
parker.southafrica@parker.com

North America

CA – Canada, Milton, Ontario
Tel: +1 905 693 3000

US – USA, Cleveland
Tel: +1 216 896 3000

Asia Pacific

AU – Australia, Castle Hill
Tel: +61 (0)2-9634 7777

CN – China, Shanghai
Tel: +86 21 2899 5000

HK – Hong Kong
Tel: +852 2428 8008

IN – India, Mumbai
Tel: +91 22 6513 7081-85

JP – Japan, Tokyo
Tel: +81 (0)3 6408 3901

KR – South Korea, Seoul
Tel: +82 2 559 0400

MY – Malaysia, Shah Alam
Tel: +60 3 7849 0800

NZ – New Zealand, Mt Wellington
Tel: +64 9 574 1744

SG – Singapore
Tel: +65 6887 6300

TH – Thailand, Bangkok
Tel: +662 717 8140

TW – Taiwan, Taipei
Tel: +886 2 2298 8987

South America

AR – Argentina, Buenos Aires
Tel: +54 3327 44 4129

BR – Brazil, Sao Jose dos Campos
Tel: +55 12 4009 3500

CL – Chile, Santiago
Tel: +56 2 623 1216

MX – Mexico, Apodaca
Tel: +52 81 8156 6000

VE – Venezuela, Caracas
Tel: +58 212 238 5422

European Product Information Centre

Free phone: 00 800 27 27 5374

(from AT, BE, CH, CZ, DE, DK, EE, ES, FI, FR, IE, IL, IS, IT, LU, MT, NL, NO, PL, PT, RU, SE, SK, UK, ZA)

